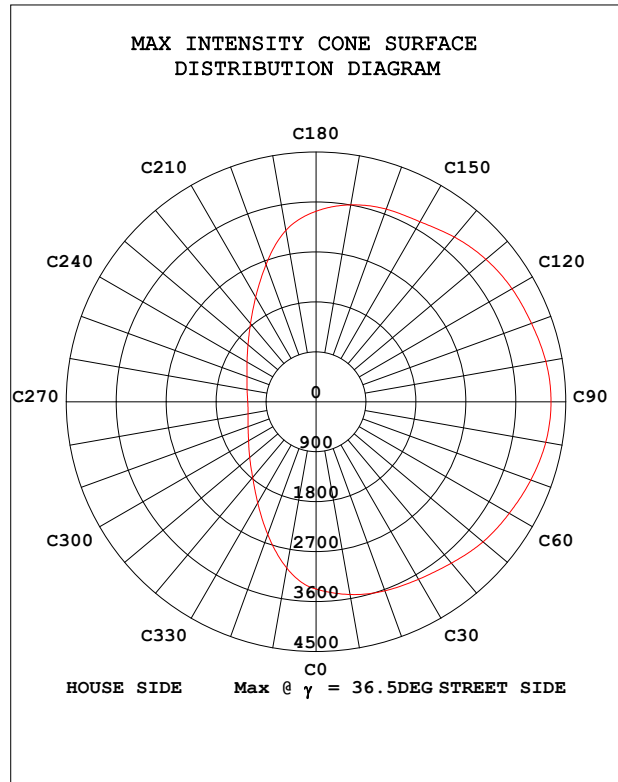
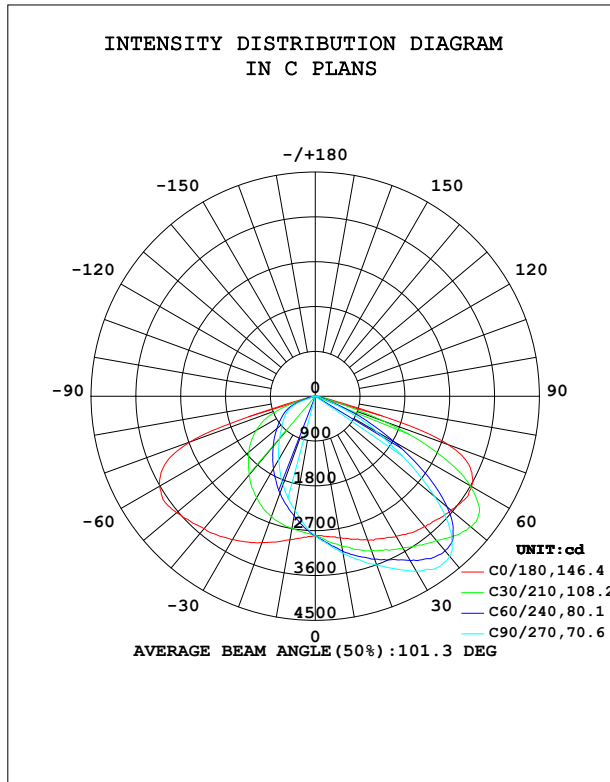


## STREETLIGHT PHOTOMETRIC TEST REPORT

Test:U:9.9273V I:8.0703A P:80.117W PF:1.0000 Freq:0Hz Lamp Flux:10419.9x1 lm		
NAME:	TYPE:LED	WEIGHT:N/A
SPEC.:N/A	DIM.:	SERIAL No.:N/A
MFR.:	SUR.:	Shielding Angle:N/A

DATA OF LAMP		PHOTOMETRIC DATA Eff: 130.06 lm/W			
MODEL	80W	Imax (cd)	4233	$\eta$ street_up (%)	0.1
NOMINAL POWER (W)	80	LOR (%)	100.0	$\eta$ street_down (%)	64.0
RATED VOLTAGE (V)	10	TOTAL FLUX (lm)	10420	$\eta$ house_up (%)	0.1
NOMINAL FLUX (lm)	10419.9	MAXIMUM @ (C, $\gamma$ )	90,36.5	$\eta$ house_down (%)	35.8
LAMPS INSIDE	1	$\eta$ up (%)	0.2	76 FLASHAREA (m2)	0.00100
TEST VOLTAGE (V)	10	$\eta$ down (%)	99.8	SLI	18.293

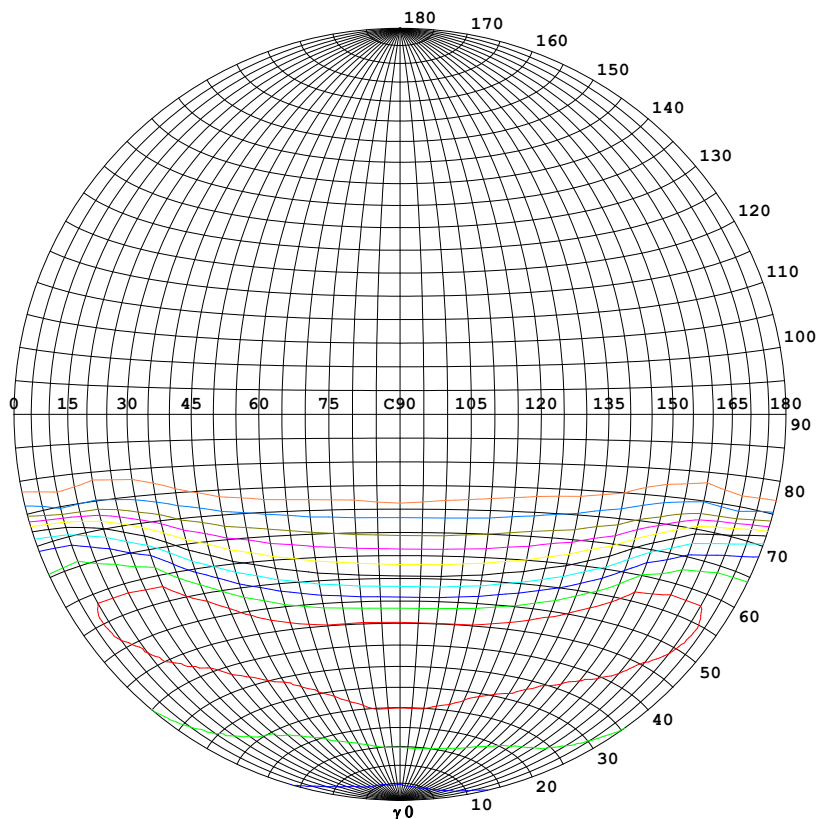


C Range: 0 - 360DEG  
 C Interval: 10.0DEG  
 Test Speed: HIGH  
 Temperature:24.5DEG  
 Operators:William  
 Test Date:2018-09-06

$\gamma$  Range: 0 - 180DEG  
 $\gamma$  Interval: 0.5DEG  
 Test System:EVERFINE GO-R5000\_V2 SYSTEM V2.0.366  
 Humidity:65.7%  
 Test Distance:26.000m [K=1.3825]  
 Remarks:

## STREETLIGHT ISOCANDELA DIAGRAM

Test:U:9.9273V I:8.0703A P:80.117W PF:1.0000 Freq:0Hz Lamp Flux:10419.9x1 lm		
NAME:	TYPE:LED	WEIGHT:N/A
SPEC.:N/A	DIM.:	SERIAL No.:N/A
MFR.:	SUR.:	Shielding Angle:N/A



**Classification:**

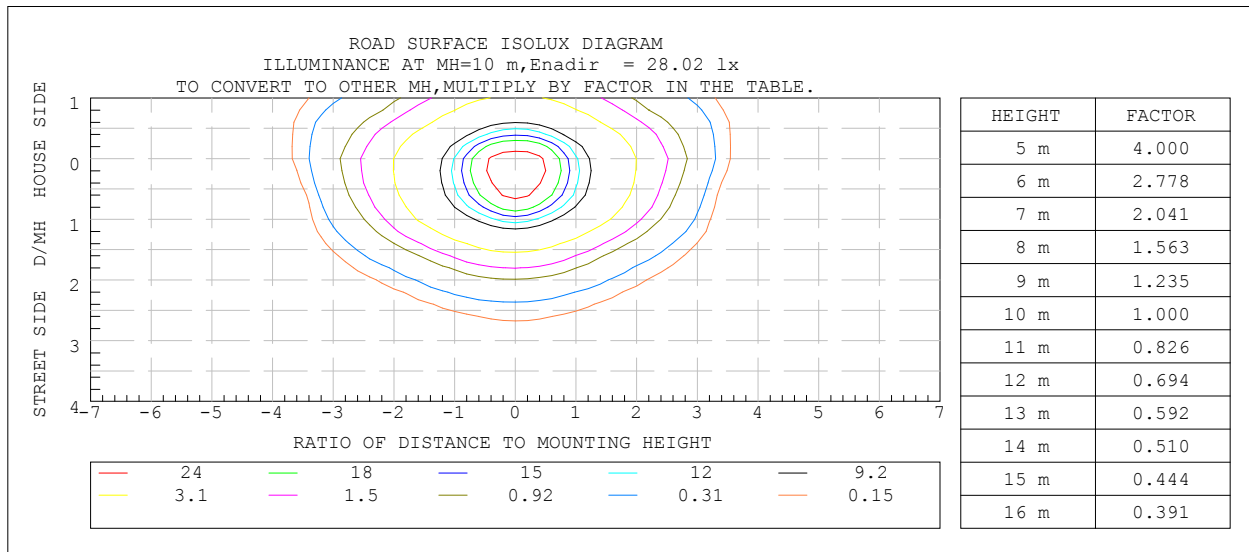
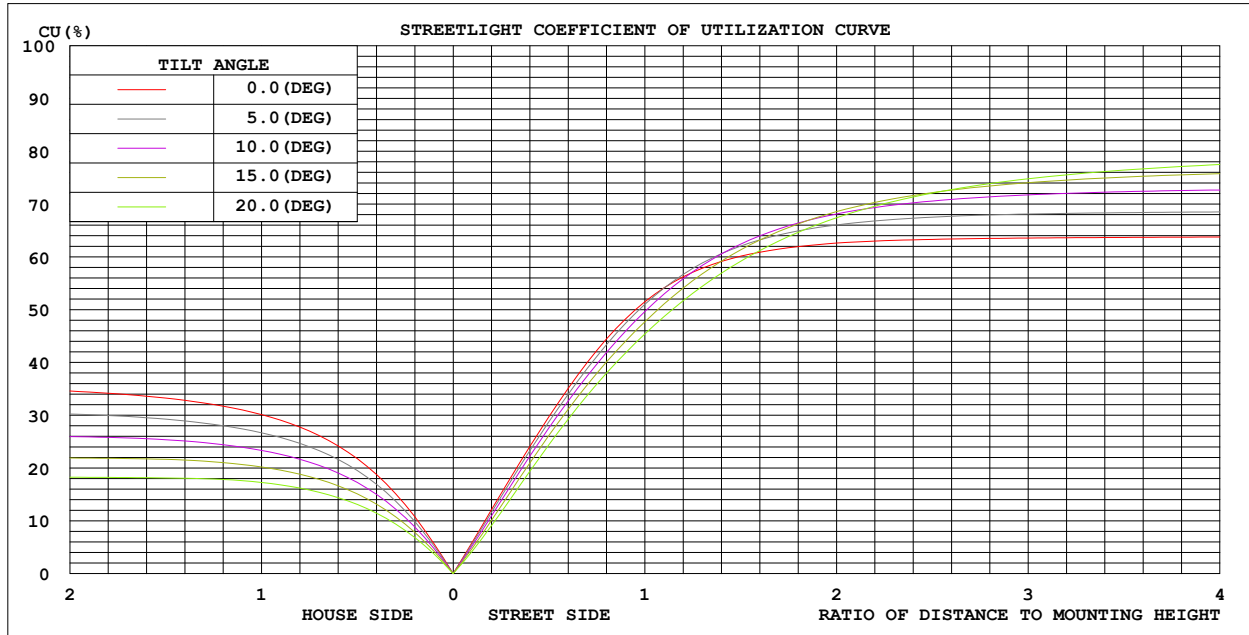
IES:Type VS - Very Short  
 CIE:Average - Short  
 IES:Cut-off  
 CIE:Full cut-off  
 Max.At80:22.23cd/klm  
 Max.At90:0.7316cd/klm  
 Max.80-90:22.23cd/klm

ISOCANDELA DIAGRAM	
UNIT	cd
Imax=100%	4233
— 90%	3810
— 80%	3387
— 70%	2963
— 60%	2540
— 50%	2117
— 40%	1693
— 30%	1270
— 20%	847
— 10%	423
— 5%	212

C Range: 0 - 360DEG  
 C Interval: 10.0DEG  
 Test Speed: HIGH  
 Temperature:24.5DEG  
 Operators:William  
 Test Date:2018-09-06

γ Range: 0 - 180DEG  
 γ Interval: 0.5DEG  
 Test System:EVERFINE GO-R5000\_V2 SYSTEM V2.0.366  
 Humidity:65.7%  
 Test Distance:26.000m [K=1.3825]  
 Remarks:

## COEFFICIENT OF UTILIZATION CURVE AND ISOLUX DIAGRAM



C Range: 0 - 360DEG  
 C Interval: 10.0DEG  
 Test Speed: HIGH  
 Temperature: 24.5DEG  
 Operators: William  
 Test Date: 2018-09-06

$\gamma$  Range: 0 - 180DEG  
 $\gamma$  Interval: 0.5DEG  
 Test System: EVERFINE GO-R5000\_V2 SYSTEM V2.0.366  
 Humidity: 65.7%  
 Test Distance: 26.000m [K=1.3825]  
 Remarks:

### ZONAL FLUX DIAGRAM

Test:U:9.9273V I:8.0703A P:80.117W PF:1.0000 Freq:0Hz Lamp Flux:10419.9x1 lm		
NAME:	TYPE:LED	WEIGHT:N/A
SPEC.:N/A	DIM.:	SERIAL No.:N/A
MFR.:	SUR.:	Shielding Angle:N/A

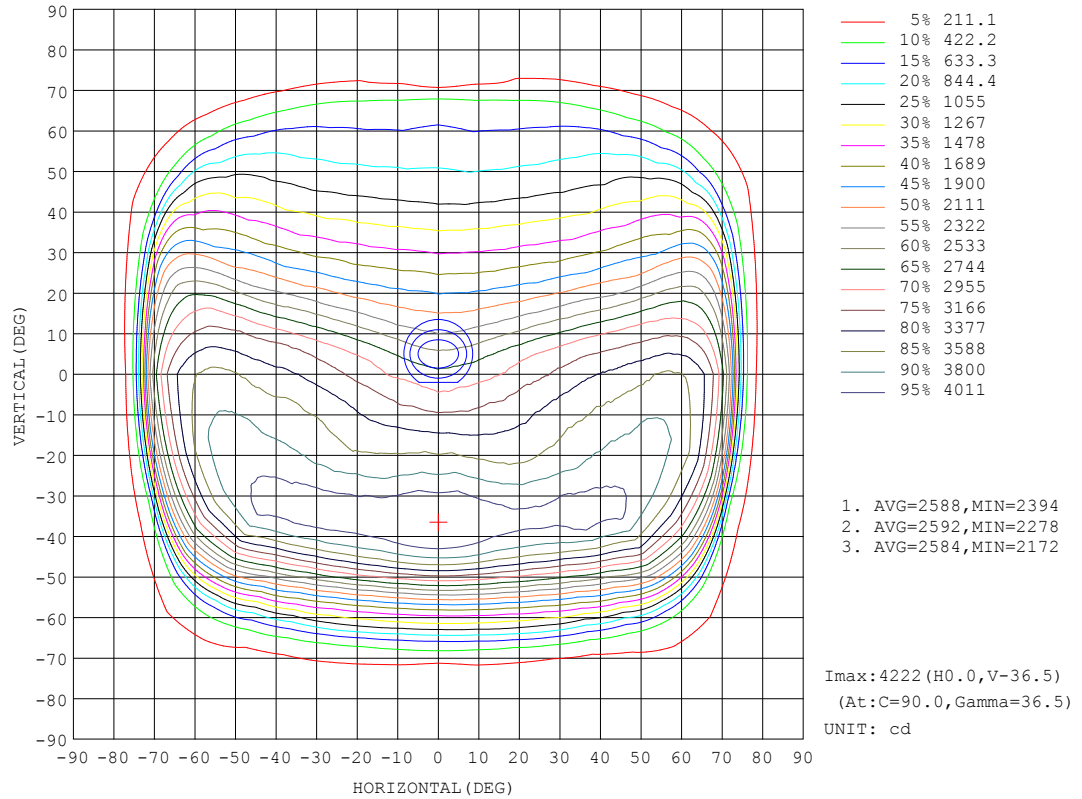
γ	C0	C45	C90	C135	C180	C225	C270	C315	γ	Φ zone	Φ total	%lum,lamp
10	2888	3103	3199	3127	2926	2556	2326	2510	0- 10	268.9	268.9	2.58,2.58
20	3074	3370	3605	3432	3129	2272	1895	2230	10- 20	810.3	1079	10.4,10.4
30	3248	3600	4054	3684	3321	1942	1469	1895	20- 30	1338	2417	23.2,23.2
40	3409	3972	4194	4047	3468	1592	1115	1549	30- 40	1827	4245	40.7,40.7
50	3560	3895	3125	3815	3637	1254	866.0	1225	40- 50	2156	6401	61.4,61.4
60	3623	2524	1427	2324	3607	952.9	669.0	936.6	50- 60	2071	8471	81.3,81.3
70	2839	645.4	313.8	546.6	2662	496.9	307.0	510.8	60- 70	1478	9950	95.5,95.5
80	142.0	96.78	81.95	77.76	102.7	73.93	69.93	92.44	70- 80	402.8	10352	99.4,99.4
90	4.058	2.243	0.8798	1.053	1.947	2.176	3.650	3.133	80- 90	49.17	10402	99.8,99.8
100	1.237	0.2540	0.0719	0.1813	2.492	0.7647	0.3557	0.6522	90-100	0.6889	10402	99.8,99.8
110	2.558	0.2540	0.0719	0.1813	4.610	3.124	1.729	2.685	100-110	1.361	10404	99.8,99.8
120	3.654	0.6538	0.0719	0.5437	5.188	5.334	3.891	4.899	110-120	2.495	10406	99.9,99.9
130	4.677	1.487	1.149	1.450	4.604	4.897	5.035	5.221	120-130	2.990	10409	99.9,99.9
140	5.985	2.540	2.222	2.423	4.531	4.862	6.329	5.332	130-140	2.980	10412	99.9,99.9
150	6.285	4.134	3.596	3.734	4.897	5.953	7.192	6.272	140-150	2.969	10415	100,100
160	6.285	4.680	4.460	4.026	5.844	6.529	7.120	6.381	150-160	2.533	10418	100,100
170	7.018	6.058	5.897	5.219	6.212	6.965	7.045	6.672	160-170	1.672	10419	100,100
180	7.235	6.965	6.904	6.200	7.015	6.965	6.980	6.236	170-180	0.6316	10420	100,100
DEG	LUMINOUS INTENSITY:cd									UNIT:lm		

C Range: 0 - 360DEG  
 C Interval: 10.0DEG  
 Test Speed: HIGH  
 Temperature:24.5DEG  
 Operators:William  
 Test Date:2018-09-06

γ Range: 0 - 180DEG  
 γ Interval: 0.5DEG  
 Test System:EVERFINE GO-R5000\_V2 SYSTEM V2.0.366  
 Humidity:65.7%  
 Test Distance:26.000m [K=1.3825]  
 Remarks:

## ISOCANDELA DIAGRAM

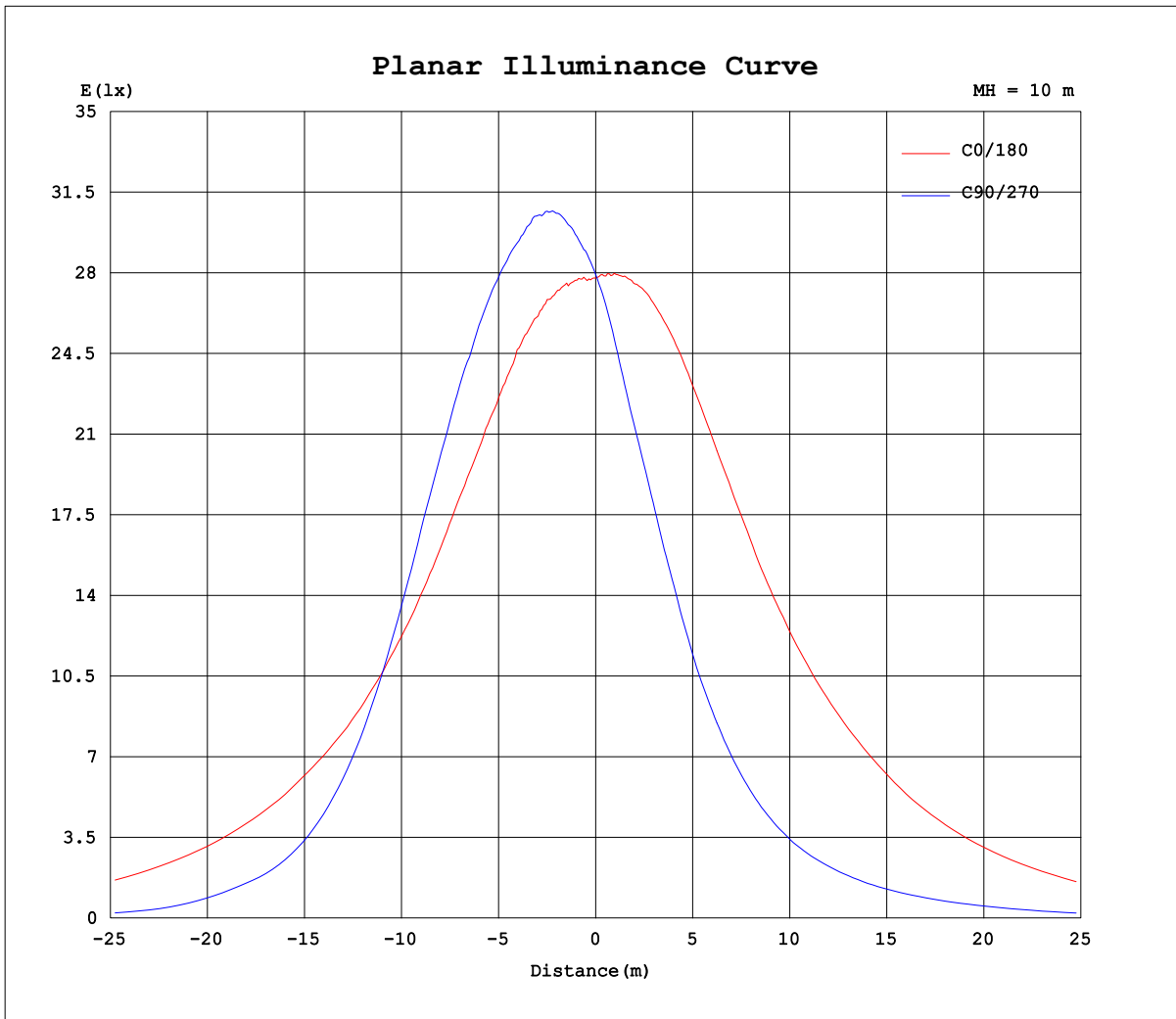
Test:U:9.9273V I:8.0703A P:80.117W PF:1.0000 Freq:0Hz Lamp Flux:10419.9x1 lm		
NAME:	TYPE:LED	WEIGHT:N/A
SPEC.:N/A	DIM.:	SERIAL No.:N/A
MFR.:	SUR.:	Shielding Angle:N/A



C Range: 0 - 360DEG  
C Interval: 10.0DEG  
Test Speed: HIGH  
Temperature:24.5DEG  
Operators:William  
Test Date:2018-09-06

$\gamma$  Range: 0 - 180DEG  
 $\gamma$  Interval: 0.5DEG  
Test System:EVERFINE GO-R5000\_V2 SYSTEM V2.0.366  
Humidity:65.7%  
Test Distance:26.000m [K=1.3825]  
Remarks:

# Planar Illuminance Curve



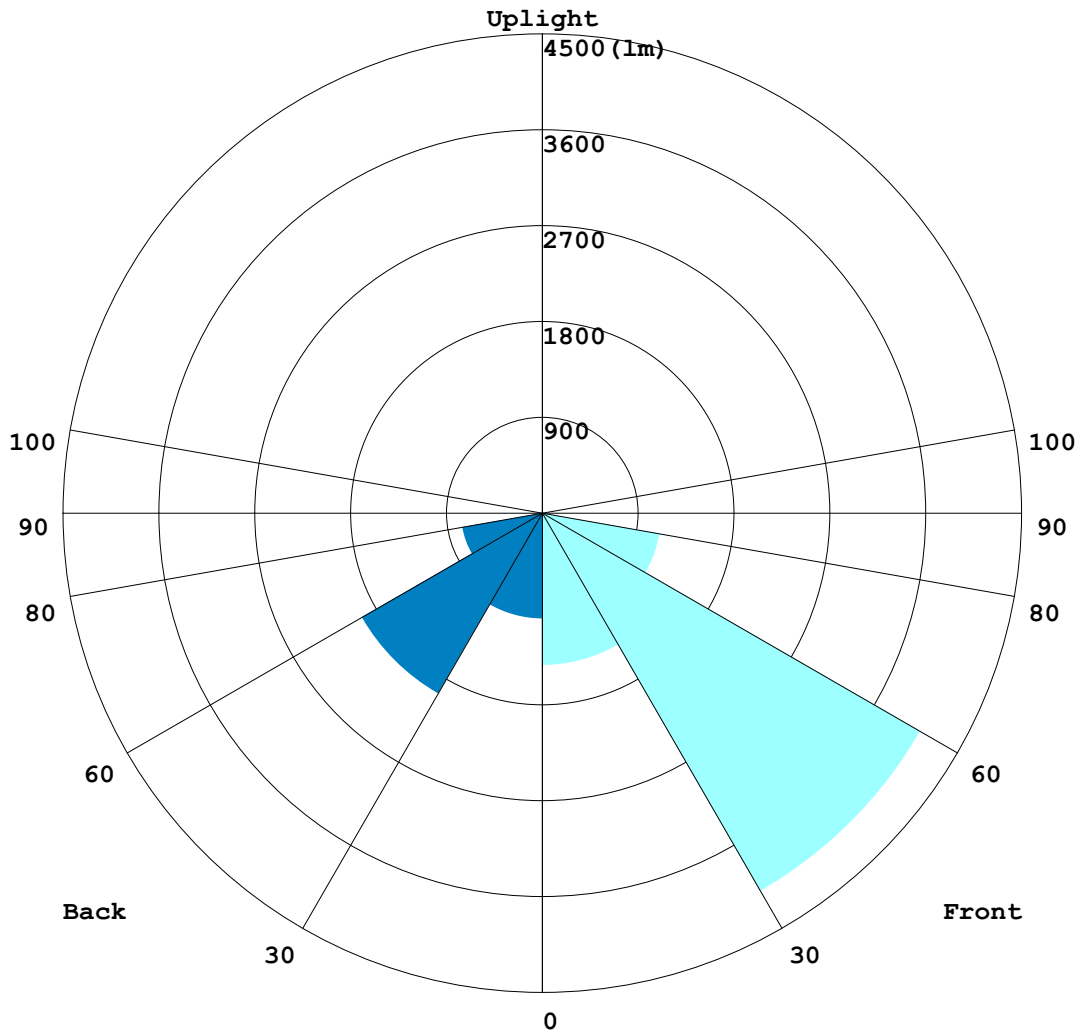
C Range: 0 - 360DEG  
C Interval: 10.0DEG  
Test Speed: HIGH  
Temperature: 24.5DEG  
Operators: William  
Test Date: 2018-09-06

$\gamma$  Range: 0 - 180DEG  
 $\gamma$  Interval: 0.5DEG  
Test System: EVERFINE GO-R5000\_V2 SYSTEM V2.0.366  
Humidity: 65.7%  
Test Distance: 26.000m [K=1.3825]  
Remarks:

## LCS REPORT

Test:U:9.9273V I:8.0703A P:80.117W PF:1.0000 Freq:0Hz Lamp Flux:10419.9x1 lm		
NAME:	TYPE:LED	WEIGHT:N/A
SPEC.:N/A	DIM.:	SERIAL No.:N/A
MFR.:	SUR.:	Shielding Angle:N/A

### LUMINAIRE CLASSIFICATION SYSTEM(LCS) GRAPH



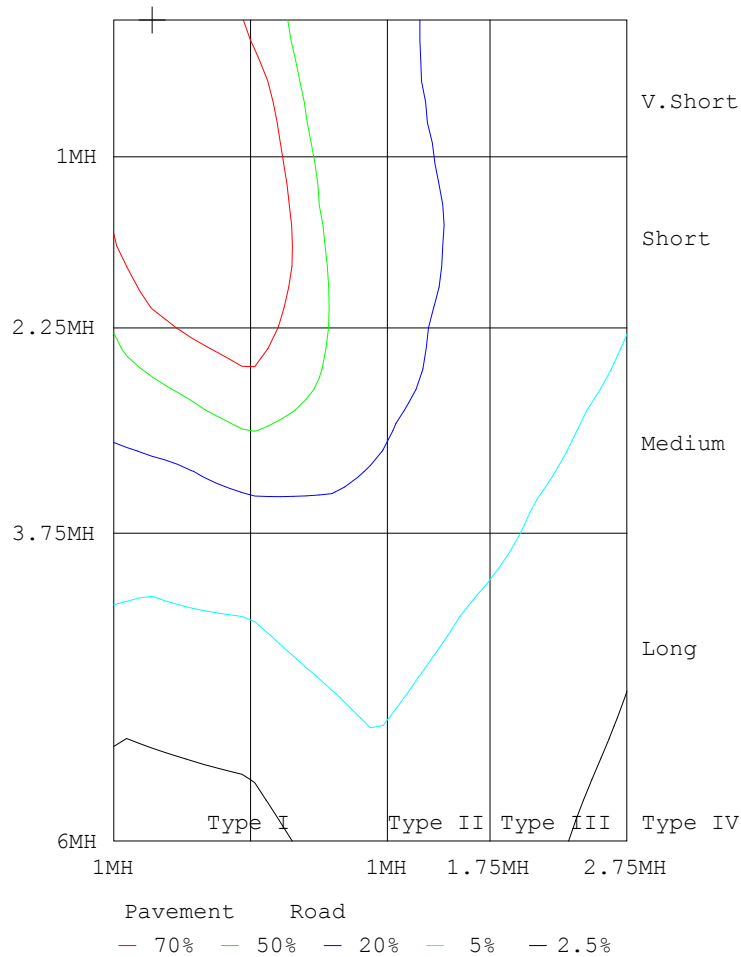
C Range: 0 - 360DEG  
 C Interval: 10.0DEG  
 Test Speed: HIGH  
 Temperature:24.5DEG  
 Operators:William  
 Test Date:2018-09-06

$\gamma$  Range: 0 - 180DEG  
 $\gamma$  Interval: 0.5DEG  
 Test System:EVERFINE GO-R5000\_V2 SYSTEM V2.0.366  
 Humidity:65.7%  
 Test Distance:26.000m [K=1.3825]  
 Remarks:

## ROAD ISOCANDELA REPORT

Test:U:9.9273V I:8.0703A P:80.117W PF:1.0000 Freq:0Hz Lamp Flux:10419.9x1 lm		
NAME:	TYPE:LED	WEIGHT:N/A
SPEC.:N/A	DIM.:	SERIAL No.:N/A
MFR.:	SUR.:	Shielding Angle:N/A

ROAD SURFACE ISOCANDELA DIAGRAM



C Range: 0 - 360DEG  
 C Interval: 10.0DEG  
 Test Speed: HIGH  
 Temperature:24.5DEG  
 Operators:William  
 Test Date:2018-09-06

$\gamma$  Range: 0 - 180DEG  
 $\gamma$  Interval: 0.5DEG  
 Test System:EVERFINE GO-R5000\_V2 SYSTEM V2.0.366  
 Humidity:65.7%  
 Test Distance:26.000m [K=1.3825]  
 Remarks:



LUMINOUS DISTRIBUTION INTENSITY DATA

Test:U:9.9273V I:8.0703A P:80.117W PF:1.0000 Freq:0Hz Lamp Flux:10419.9x1 lm		
NAME:	TYPE:LED	WEIGHT:N/A
SPEC.:N/A	DIM.:	SERIAL No.:N/A
MFR.:	SUR.:	Shielding Angle:N/A

Table--1

UNIT: cd

C (DEG) \ γ (DEG)	0	10	20	30	40	50	60	70	80	90	100	110	120	130	140	150	160	170	180
0	2800	2800	2800	2800	2800	2800	2800	2800	2800	2800	2800	2800	2800	2800	2800	2800	2800	2800	2800
5	2831	2857	2881	2925	2938	2952	2963	2986	2989	2986	2984	2993	2980	2969	2953	2935	2905	2882	2846
10	2888	2947	2991	3055	3093	3113	3154	3179	3195	3199	3191	3191	3174	3151	3102	3081	3040	2990	2926
15	2974	3049	3104	3187	3225	3265	3325	3364	3397	3400	3399	3387	3348	3309	3256	3222	3162	3093	3030
20	3074	3159	3215	3303	3346	3395	3483	3531	3611	3605	3595	3566	3522	3461	3402	3351	3290	3217	3129
25	3146	3280	3351	3402	3452	3517	3619	3717	3838	3823	3806	3752	3647	3582	3506	3482	3435	3336	3228
30	3248	3378	3469	3524	3558	3642	3806	3930	4052	4054	4050	3949	3838	3733	3634	3598	3555	3457	3321
35	3351	3498	3582	3645	3740	3868	3979	4095	4188	4218	4160	4112	4038	3947	3818	3712	3666	3571	3409
40	3409	3604	3701	3782	3930	4015	4052	4092	4157	4194	4157	4102	4093	4084	4010	3863	3756	3655	3468
45	3484	3697	3830	3957	4099	4027	3913	3834	3851	3845	3811	3827	3915	4029	4123	4013	3848	3728	3546
50	3560	3786	3905	4078	4053	3737	3454	3259	3159	3125	3111	3223	3408	3667	3963	4099	3944	3825	3637
55	3642	3861	3904	4025	3630	3094	2707	2419	2275	2221	2209	2329	2594	2948	3450	3950	3903	3860	3691
60	3623	3773	3699	3589	2831	2216	1822	1577	1467	1427	1424	1512	1699	2038	2610	3405	3653	3710	3607
65	3442	3469	3199	2732	1864	1328	1075	908	791	750	751	849	1001	1172	1609	2427	3015	3247	3362
70	2839	2641	2143	1459	786	505	385	318	313	314	316	327	365	450	643	1140	1847	2188	2662
75	725	364	444	356	233	174	165	148	127	110	123	155	164	172	209	318	403	309	489
80	142	89.8	178	155	96.9	96.7	90.2	115	95.6	82.0	89.4	114	92.8	85.4	70.1	130	166	89.2	103
85	30.7	28.7	60.7	45.2	20.5	21.4	46.0	95.0	75.0	43.2	63.7	98.4	55.2	21.7	17.6	32.0	42.2	25.5	27.6
90	4.06	5.71	6.64	6.86	2.49	2.00	6.93	7.62	3.29	0.88	2.42	4.75	4.70	1.14	0.97	3.28	3.97	3.54	1.95
95	0.88	0.80	0.73	0.58	0.29	0.22	0.29	0.14	0.08	0.07	0.07	0.14	0.14	0.15	0.22	0.29	0.51	0.66	1.32
100	1.24	1.02	0.73	0.44	0.29	0.22	0.14	0.14	0.07	0.07	0.07	0.14	0.14	0.15	0.22	0.29	0.51	0.72	2.49
105	2.03	1.46	1.16	0.44	0.29	0.22	0.14	0.14	0.07	0.07	0.07	0.14	0.14	0.15	0.22	0.29	0.87	1.38	3.73
110	2.56	2.54	1.23	0.51	0.29	0.22	0.14	0.14	0.07	0.07	0.07	0.14	0.14	0.15	0.22	0.79	1.46	2.02	4.61
115	2.71	2.48	1.67	1.16	0.43	0.22	0.14	0.14	0.07	0.07	0.14	0.14	0.14	0.15	0.36	1.31	1.68	2.62	5.19
120	3.65	2.70	2.18	1.16	1.02	0.29	0.14	0.14	0.07	0.07	0.14	0.14	0.14	0.36	0.73	1.53	2.33	2.91	5.19
125	4.16	3.65	2.47	1.67	1.38	1.08	0.57	0.58	0.44	0.43	0.29	0.36	0.43	1.00	1.37	1.60	2.61	3.71	4.75
130	4.68	4.02	3.34	2.33	1.60	1.37	1.16	1.30	1.23	1.15	1.00	1.15	1.37	1.38	1.52	1.96	3.06	4.01	4.60
135	4.97	4.59	3.56	2.76	2.47	1.59	1.44	1.51	1.52	1.29	1.43	1.44	1.45	1.45	1.81	2.40	3.50	4.01	4.53
140	5.98	5.25	4.57	3.63	2.76	2.32	2.25	2.45	2.17	2.22	1.94	1.94	2.24	2.38	2.47	3.35	4.22	4.95	4.53
145	6.28	5.99	4.94	4.37	3.71	3.32	3.19	2.60	2.47	2.58	2.37	2.38	2.46	2.83	2.90	3.64	4.74	5.39	4.53
150	6.28	6.06	5.51	4.87	4.36	3.91	3.77	3.61	3.63	3.60	3.45	3.67	3.40	3.70	3.77	3.86	4.74	5.46	4.90
155	6.28	6.06	5.81	5.17	4.65	4.41	4.13	3.90	3.98	3.88	3.81	3.74	3.90	3.92	3.92	4.08	4.74	5.46	5.34
160	6.28	6.13	5.81	5.17	4.80	4.56	4.71	4.47	4.49	4.46	4.38	4.03	4.05	3.99	4.06	4.59	4.74	5.46	5.84
165	6.28	6.28	5.88	5.75	5.30	5.07	5.00	4.99	4.86	5.03	4.82	4.61	4.56	4.64	4.57	4.87	5.10	5.97	5.77
170	7.02	7.06	6.24	6.11	6.11	6.01	5.87	6.07	6.02	5.90	6.03	5.54	5.63	5.07	5.36	5.81	6.05	6.19	6.21
175	7.23	7.09	6.97	7.06	7.05	7.02	6.95	6.64	6.53	6.40	6.25	6.13	6.07	5.94	6.02	6.26	6.70	7.06	7.02
180	7.23	7.08	6.97	6.99	6.98	6.95	7.10	6.72	7.18	6.90	6.25	6.27	6.29	6.09	6.31	6.83	7.14	7.07	7.02

C Range: 0 - 360DEG  
 C Interval: 10.0DEG  
 Test Speed: HIGH  
 Temperature:24.5DEG  
 Operators:William  
 Test Date:2018-09-06

γ Range: 0 - 180DEG  
 γ Interval: 0.5DEG  
 Test System:EVERFINE GO-R5000\_V2 SYSTEM V2.0.366  
 Humidity:65.7%  
 Test Distance:26.000m [K=1.3825]  
 Remarks:

LUMINOUS DISTRIBUTION INTENSITY DATA

Test:U:9.9273V I:8.0703A P:80.117W PF:1.0000 Freq:0Hz Lamp Flux:10419.9x1 lm		
NAME:	TYPE:LED	WEIGHT:N/A
SPEC.:N/A	DIM.:	SERIAL No.:N/A
MFR.:	SUR.:	Shielding Angle:N/A

Table--2

UNIT: cd

C (DEG) \ γ (DEG)	190	200	210	220	230	240	250	260	270	280	290	300	310	320	330	340	350		
0	2800	2800	2800	2800	2800	2800	2800	2800	2800	2800	2800	2800	2800	2800	2800	2800	2800		
5	2816	2762	2740	2702	2667	2635	2609	2593	2583	2579	2593	2614	2647	2675	2718	2746	2792		
10	2860	2769	2698	2603	2509	2440	2385	2358	2326	2328	2365	2413	2475	2545	2649	2725	2808		
15	2929	2796	2645	2487	2344	2256	2183	2146	2118	2121	2153	2223	2317	2435	2588	2734	2865		
20	3007	2795	2573	2356	2188	2071	1975	1938	1895	1907	1950	2032	2149	2312	2504	2727	2924		
25	3067	2771	2482	2214	2020	1870	1771	1719	1674	1688	1743	1839	1977	2161	2407	2697	2979		
30	3105	2734	2352	2054	1831	1681	1571	1511	1469	1482	1542	1640	1790	1999	2286	2640	3007		
35	3143	2663	2225	1892	1650	1490	1379	1319	1283	1294	1358	1459	1615	1828	2150	2561	3039		
40	3150	2569	2061	1713	1472	1314	1208	1153	1115	1121	1189	1293	1441	1658	1996	2477	3035		
45	3130	2433	1895	1539	1299	1156	1058	1000	971	975	1036	1132	1281	1490	1827	2334	3005		
50	3131	2294	1745	1364	1143	1006	921	870	866	847	897	987	1120	1331	1677	2184	2974		
55	3067	2124	1569	1206	989	871	795	751	764	734	781	858	976	1177	1510	2027	2906		
60	2929	1928	1369	1050	856	746	680	646	669	634	673	742	853	1021	1324	1854	2800		
65	2656	1647	1134	854	700	611	554	527	543	521	553	611	699	846	1098	1600	2593		
70	2086	1195	739	541	452	407	358	325	307	325	364	423	472	550	739	1178	2081		
75	584	393	272	217	191	184	172	86.1	81.8	84.1	183	210	221	256	326	484	788		
80	188	140	106	57.4	90.5	96.3	79.8	59.5	69.9	60.0	80.2	111	109	76.0	126	174	232		
85	67.1	25.5	17.8	18.3	24.1	26.3	32.6	36.8	37.5	36.0	34.8	30.0	32.0	20.5	19.3	36.0	86.5		
90	2.46	1.62	2.14	1.84	2.52	2.82	4.46	6.29	3.65	6.81	5.39	3.62	3.66	2.60	3.49	3.07	4.07		
95	1.10	0.81	0.59	0.29	0.22	0.15	0.14	0.08	0.21	0.15	0.15	0.22	0.22	0.29	0.51	0.88	0.95		
100	2.34	2.03	1.53	0.88	0.65	0.51	0.43	0.30	0.36	0.36	0.36	0.37	0.58	0.73	1.31	1.83	2.19		
105	3.94	3.42	3.06	2.18	1.52	1.16	0.95	0.73	0.87	0.65	0.79	0.87	1.31	1.89	2.63	3.21	3.72		
110	5.04	4.94	4.30	3.49	2.75	2.18	1.88	1.82	1.73	1.73	1.73	2.02	2.39	2.98	3.94	4.52	4.95		
115	5.99	5.88	5.53	4.88	4.13	3.27	2.90	2.69	2.60	2.59	2.67	2.89	3.41	4.28	5.03	5.54	5.91		
120	5.99	6.17	5.82	5.75	4.92	4.43	4.05	3.99	3.89	3.75	3.61	4.05	4.64	5.16	5.75	6.05	6.12		
125	5.91	6.10	5.82	5.09	4.92	4.86	4.48	4.72	4.75	4.39	4.04	4.63	4.93	5.22	5.75	6.05	6.05		
130	5.18	5.57	4.95	4.87	4.92	4.93	4.78	4.94	5.03	4.74	4.98	5.07	5.22	5.22	5.24	5.47	5.75		
135	4.82	4.86	4.95	4.80	4.92	5.36	5.49	5.80	6.18	5.46	5.84	5.20	5.22	5.22	5.24	5.39	5.46		
140	4.82	4.86	4.95	4.80	4.92	5.94	5.71	6.10	6.33	6.04	6.27	5.49	5.37	5.29	5.32	5.47	5.54		
145	4.82	4.94	5.03	5.02	5.43	6.52	6.22	6.53	6.83	6.47	6.63	5.78	5.66	5.38	5.54	5.54	5.54		
150	5.26	5.16	5.39	5.61	6.30	6.96	6.87	6.75	7.19	6.90	7.07	6.51	6.38	6.16	5.90	5.98	5.69		
155	5.55	5.60	6.11	6.33	6.66	6.89	7.01	7.11	7.12	7.12	7.07	6.79	6.38	6.24	6.26	6.41	6.20		
160	5.77	6.03	6.19	6.40	6.66	6.89	7.01	7.04	7.12	7.12	7.07	6.94	6.53	6.24	6.26	6.41	6.19		
165	5.77	6.10	6.19	6.40	6.66	6.89	7.01	7.04	7.12	7.12	7.07	7.01	6.75	6.24	6.26	6.49	6.34		
170	6.21	6.53	6.70	6.91	7.02	7.03	7.08	6.96	7.05	7.12	6.99	7.01	7.11	6.24	6.26	6.70	6.70		
175	7.16	7.19	7.06	7.13	7.02	7.03	7.08	6.96	6.90	6.90	6.92	6.94	6.67	6.16	6.26	6.70	6.99		
180	7.23	7.04	6.99	6.98	6.95	6.96	6.94	6.67	6.98	6.90	6.48	6.29	6.38	6.09	6.34	6.70	6.92		

C Range: 0 - 360DEG  
 C Interval: 10.0DEG  
 Test Speed: HIGH  
 Temperature:24.5DEG  
 Operators:William  
 Test Date:2018-09-06

γ Range: 0 - 180DEG  
 γ Interval: 0.5DEG  
 Test System:EVERFINE GO-R5000\_V2 SYSTEM V2.0.366  
 Humidity:65.7%  
 Test Distance:26.000m [K=1.3825]  
 Remarks: